

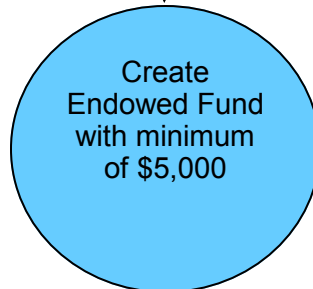
OVERVIEW OF AN ENDOWED FUND COMMUNITY FOUNDATION GREY BRUCE

Community Foundation Grey Bruce (established in 1994) is a charity registered with Canada Revenue Agency



Persons interested in creating a Fund meet with Foundation representative to discuss the endowment options best suited to their needs and wishes


Flexible to benefit charities/nonprofit in Grey/Bruce as requested by funder



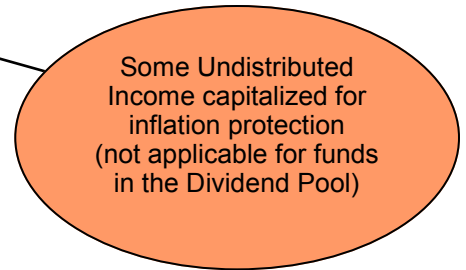
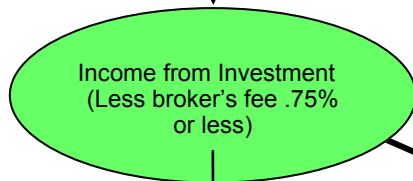
Can be cash, cheques, online donations or stocks, bonds, charitable remainder trusts, insurance policies or will bequests



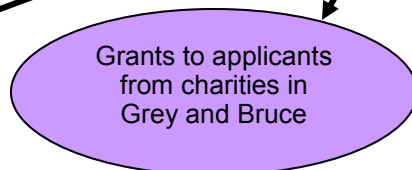
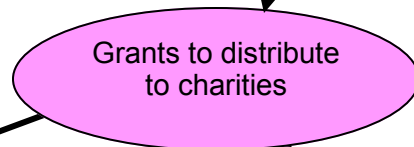
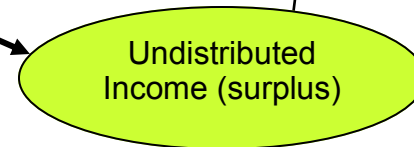
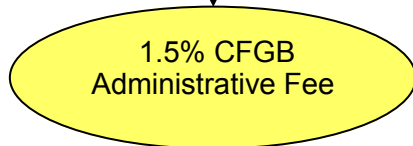
Professional Fund Manager pools money for maximum return



Yearly returns from previous year's investment



CFGB fee include bookkeeping, tax receipting and auditing





Let Us Answer Your Questions!

Q: What is the minimum amount required to start an endowed fund?

A new fund is formally opened with a \$5,000. Donations can be added over time.

Q: When would my fund start paying out its earned revenue in the form of grants ?

When your fund reaches the granting threshold, it can pay out grants from undistributed income to qualified donees. The granting threshold is \$10,000 in most cases (see chart below).

Q: Do you have a matching program in effect?

Yes. Until the end of 2016, all new funds started with the Foundation, or existing funds that have new donations contributed, are eligible for matching funding up to \$10,000. \$1 will be matched for every \$2 donated. A matched funding agreement must be signed for any fund to be eligible for this funding.

Q: Are there any restrictions with matched funding?

Yes. The \$25,000 threshold must be reached before the fund will start paying out earned revenue. There is an exception in place for *Smart & Caring Education Initiative funds (see chart below).

Q: What is the Smart & Caring Education Initiative?

*The Smart & Caring Education Initiative was developed to help local youth from Grey & Bruce Counties access bursaries, scholarships and awards to help fund all pillars of post-secondary education; university, college, apprenticeship and workplace training.

The Foundation offers an opportunity to individuals, organizations or groups to set up a fund under this umbrella. \$5,000 is needed to start the fund and it will start paying out earned revenue after one year when the fund reaches the threshold of \$7,500 (and a minimum of \$500 is available for distribution). Watch for the Foundation's new Smart & Caring website in 2016: www.payforschoolgreybruce.com

Type of fund	Starting amount	Threshold for payouts of earned revenue
Any new fund	\$5,000	When the fund has reached \$10,000 and a minimum of \$500 is available for distribution
Funds opened with Matched Funding	\$5,000	When the fund has reached \$25,000
*Smart & Caring Education Fund	\$5,000	When the fund reaches \$7,500 and a minimum of \$500 is available for distribution. (If set up with Matched Funds program, this means \$5,000 is donated and \$2,500 is matched)

Have More Questions?

Community Foundation Grey Bruce: 519.371.7203

Office Email: cfgreybruce@brucetelecom.com

Updated July 2016